

## Michelangelo Sink 35" x 18" – U/M

Kitchen Sinks

Code: 1415 660

AISI 304 Stainless steel

Satin finish

Undermount

x cross bending for easy water draining



### DETAILS

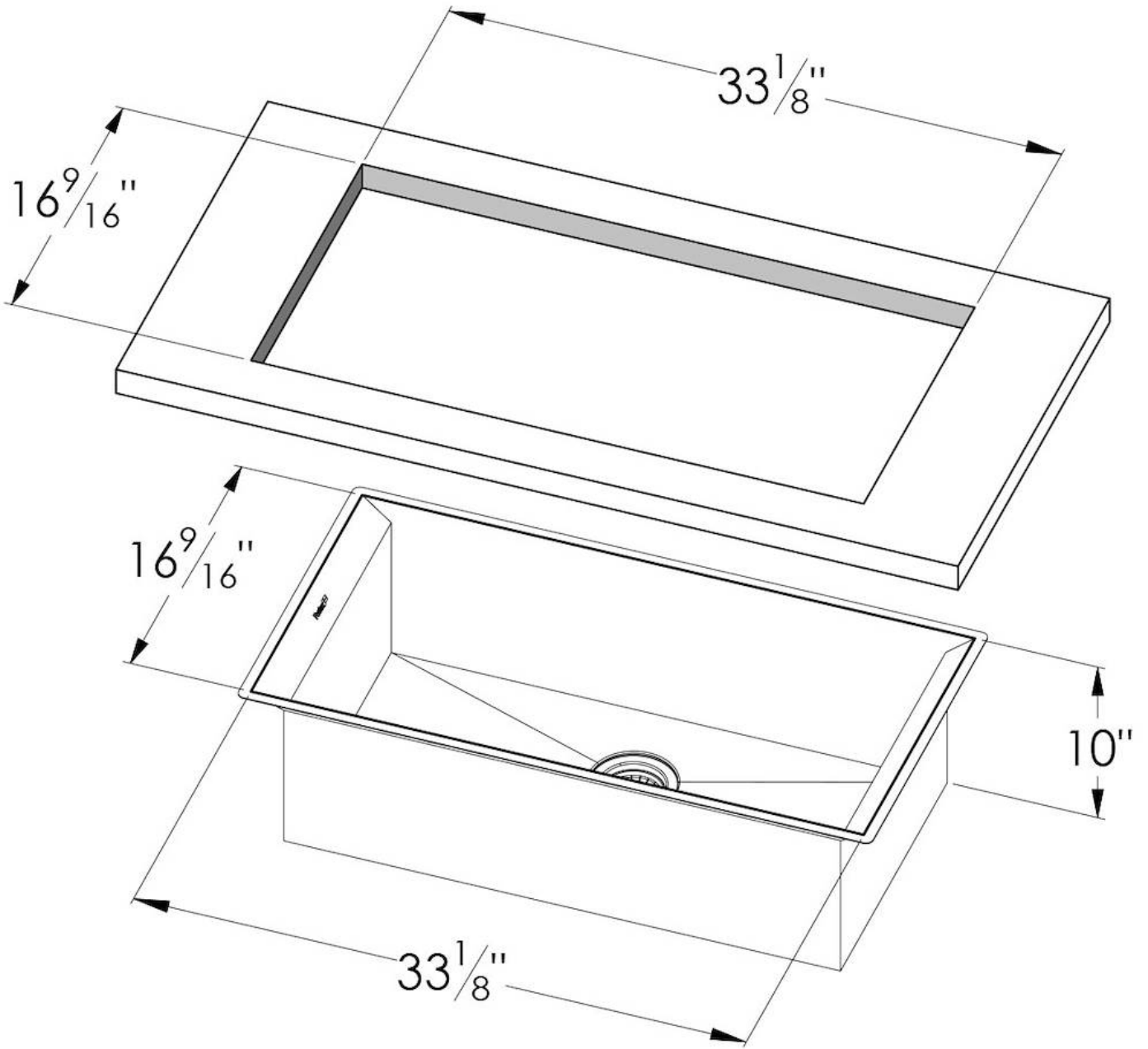
Edge/Installation Type	Undermount
<b>Series</b>	Michelangelo Series
Texture	Satin
Material	AISI 304 stainless steel
Thickness	16 Gauge (1.5 mm)
Overall dimensions	34 <sup>5</sup> / <sub>16</sub> " x 17 <sup>11</sup> / <sub>16</sub> "
Bowls dimensions	1 bowl 30" x 15 <sup>6</sup> / <sub>8</sub> "
Bowls depth	10"

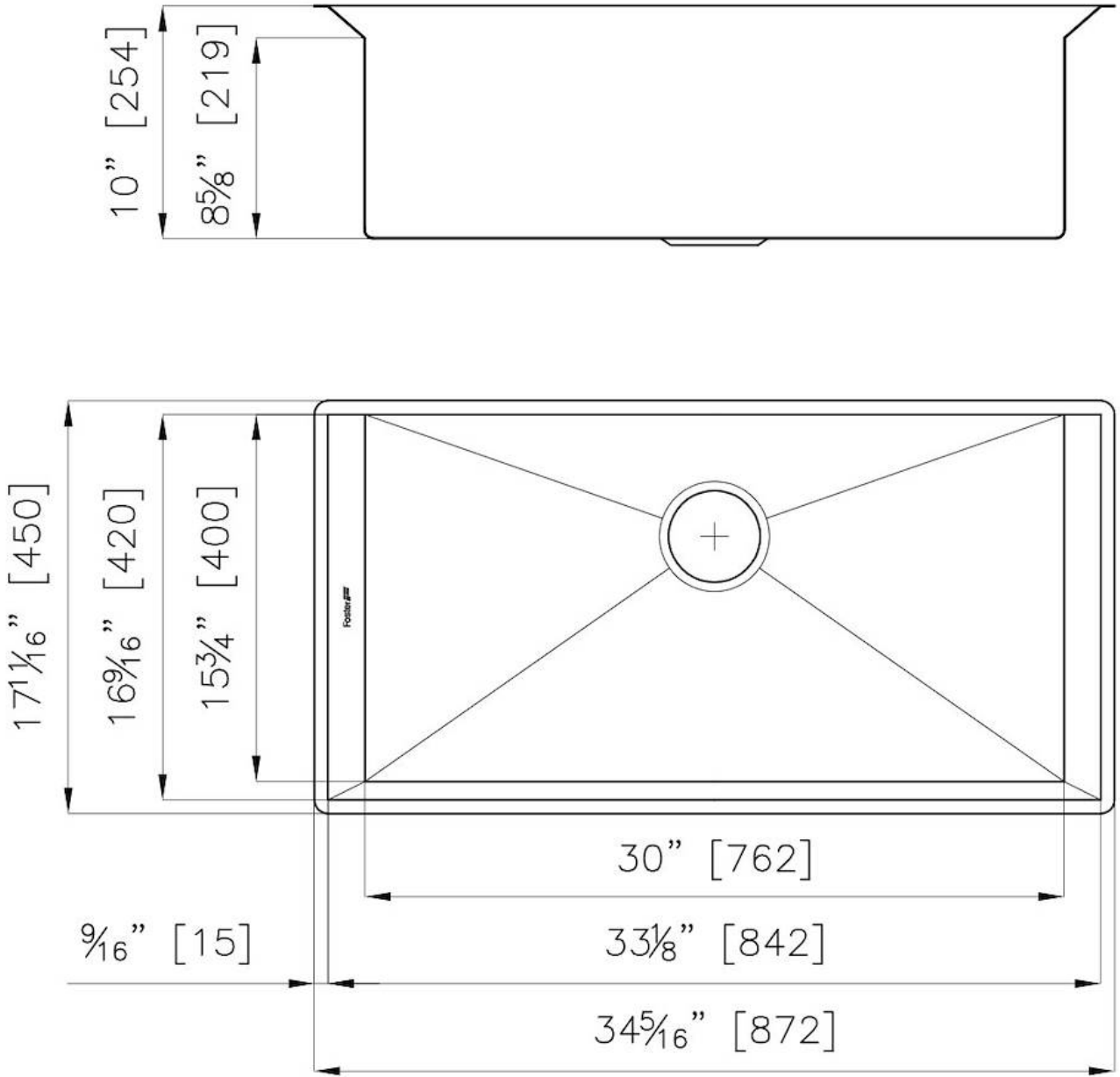
Cut out	33" x 16 <sup>9/16</sup> "
Waste fitting type	3 1/2" space – with satin steel cover
Bowls bottom	X cross bending for easy water draining
Underside	Protected with heavy duty undercoating
Fixing system	Undermount fixing kit (brass insert and clips)

## FEATURES

Diamond-shape bottom	The draining of water is an important feature in a sink, and it's always taken good care of in Foster products. In the bent-welded sinks, which would have a flat bottom, the proper draining is guaranteed by the elegant beveling, which helps the water flow.
High thickness	1.5 mm thick steel. A significant thickness, which guarantees the maximum sturdiness and durability.
Inclined recess	A deep and inclined recess houses the burners and grigs, allowing to create a single work surface. The inclination also makes it extremely easy to clean the edges.
Save space system	Drain and siphon are designed to leave as much space as possible in the under-sink area, more and more useful today for theseparate waste collection systems.
Squared bowls - 0/9 radius	The square bowls of Foster have perfectly squared vertical edges, while those on the bottom have a small radius of 9 mm that facilitates cleaning operations.

## TECHNICAL DATA





## OPTIONAL ACCESSORIES



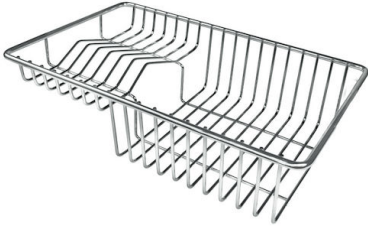
**Chopping board**  
8656 001



**Grating kit complete with ring support and food collection tray**  
8159 101



**HDPE Twin Chopping Board**  
8644 100



**Stainless Steel dishes holder**  
8100 303



**Stainless steel perforated pan**  
8151 000

## RECOMMENDED PAIRINGS



**Faucet Capri**  
8467 005



**Faucet Salina**  
8487 005



**Milano Cooktop 4 burners inLine**  
7640 900



**Milano Induction Cooktop 4 Plate  
inLine**  
7334 945